


Precipath U plus

12149443 160

 305640 Ver.1


2021-05

Roche/Hitachi **cobas c 701/702**, **cobas 8000 ISE** analyzers


Value sheet

Short name / component	Methods	ACN	Value	Range	1s	Unit
ALTL Alanine Aminotransferase	IFCC without pyridoxal phosphate serum, plasma	8685	124 2.07	103 - 145 1.71 - 2.43	7 0.12	U/L μKat/L
ALTPM Alanine Aminotransferase	IFCC with pyridoxal phosphate manual serum, plasma	8681	126 2.10	102 - 150 1.71 - 2.49	8 0.13	U/L μKat/L
ALB2 Albumin	BCG Gen.2 serum, plasma	8413	31.4 477 3.14	25.7 - 37.1 390 - 564 2.57 - 3.71	1.9 29 0.19	g/L μmol/L g/dL
ALBP Albumin	BCP serum, plasma	8760	27.7 421 2.77	22.6 - 32.8 346 - 496 2.26 - 3.28	1.7 25 0.17	g/L μmol/L g/dL
ALP2 Alkaline Phosphatase	IFCC acc. to Tietz Gen.2 serum, plasma	8683 *	228 3.81	186 - 270 3.12 - 4.50	14 0.23	U/L μKat/L
ALP2 Alkaline Phosphatase	IFCC acc. to Schumann Gen.2 serum, plasma	8683	239 3.99	197 - 281 3.27 - 4.71	14 0.24	U/L μKat/L
AMYL2 alpha Amylase	IFCC liquid ver.2 serum, plasma, urine	8570	190 3.17	157 - 223 2.60 - 3.74	11 0.19	U/L μKat/L
AMYL2 alpha Amylase	IFCC liquid ver.2 STAT serum, plasma, urine	8566	190 3.17	157 - 223 2.60 - 3.74	11 0.19	U/L μKat/L
AMY-P alpha Amylase pancreatic	EPS ver.2 serum, plasma, urine	8571	92.9 1.55	76.1 - 109.7 1.28 - 1.82	5.6 0.09	U/L μKat/L
AST Aspartate Aminotransferase	IFCC without pyridoxal phosphate serum, plasma	8687	121 2.02	100 - 142 1.66 - 2.38	7 0.12	U/L μKat/L
AST Aspartate Aminotransferase	IFCC without pyridoxal phosphate STAT serum, plasma	8587	121 2.02	100 - 142 1.66 - 2.38	7 0.12	U/L μKat/L

* not encoded in e-barcode

Precipath U plus

12149443 160

 305640 Ver.1


2021-05


Roche/Hitachi **cobas c 701/702**, **cobas 8000 ISE** analyzers

Value sheet

Short name / component	Methods	ACN	Value	Range	1s	Unit
ASTPM Aspartate Aminotransferase	IFCC with pyridoxal phosphate manual serum, plasma	8680	122 2.04	101 - 143 1.68 - 2.40	7 0.12	U/L μKat/L
CO2-L Bicarbonate	kinetic liquid serum, plasma	8156	31.5	25.8 - 37.2	1.9	mmol/L
CO2-L Bicarbonate	kinetic liquid STAT serum, plasma	8763	31.5	25.8 - 37.2	1.9	mmol/L
BILD2 Bilirubin direct	Diazo Gen.2 Doumas serum, plasma	8735	35.4 2.07 20.7	27.0 - 43.8 1.56 - 2.58 15.6 - 25.8	2.8 0.17 1.7	μmol/L mg/dL mg/L
BILT3 Bilirubin total	Gen.3 serum, plasma	8297	67.2 3.93 39.3	55.2 - 79.2 3.21 - 4.65 32.1 - 46.5	4.0 0.24 2.4	μmol/L mg/dL mg/L
BILT3 Bilirubin total	Gen.3 serum, plasma	8712	67.2 3.93 39.3	55.2 - 79.2 3.21 - 4.65 32.1 - 46.5	4.0 0.24 2.4	μmol/L mg/dL mg/L
BILT3 Bilirubin total	Gen.3 serum, plasma STAT	8296	67.2 3.93 39.3	55.2 - 79.2 3.21 - 4.65 32.1 - 46.5	4.0 0.24 2.4	μmol/L mg/dL mg/L
BILT3 Bilirubin total	Gen.3 serum, plasma STAT	8711	67.2 3.93 39.3	55.2 - 79.2 3.21 - 4.65 32.1 - 46.5	4.0 0.24 2.4	μmol/L mg/dL mg/L
UREAL Blood Urea Nitrogen	Urease/GLDH serum, plasma	8421	19.5 54.6 0.546	16.5 - 22.5 46.5 - 62.7 0.465 - 0.627	1.0 2.7 0.027	mmol/L mg/dL g/L
UREAL Blood Urea Nitrogen	Urease/GLDH STAT serum, plasma	8427	19.5 54.6 0.546	16.5 - 22.5 46.5 - 62.7 0.465 - 0.627	1.0 2.7 0.027	mmol/L mg/dL g/L
CA2 Calcium	5-Nitro-5'-methyl-BAPTA serum, plasma, urine	8698	3.48 14.0 140	3.06 - 3.90 12.2 - 15.8 122 - 158	0.14 0.6 6	mmol/L mg/dL mg/L

Precipath U plus

12149443 160

 305640 Ver.1


2021-05


Roche/Hitachi **cobas c 701/702**, **cobas 8000 ISE** analyzers

Value sheet

Short name / component	Methods	ACN	Value	Range	1s	Unit
CA2 Calcium	5-Nitro-5-methyl-BAPTA serum, plasma, urine STAT	8699	3.48 14.0 140	3.06 - 3.90 12.2 - 15.8 122 - 158	0.14 0.6 6	mmol/L mg/dL mg/L
CHOL2 Cholesterol	CHOD-PAP Gen.2 stand. Abell-Kendall serum, plasma	8433	4.73 183 1.83	4.01 - 5.45 156 - 210 1.56 - 2.10	0.24 9 0.09	mmol/L mg/dL g/L
CHOL2 Cholesterol	CHOD-PAP Gen.2 stand. ID/MS serum, plasma	8798	4.66 180 1.80	3.97 - 5.35 153 - 207 1.53 - 2.07	0.23 9 0.09	mmol/L mg/dL g/L
CK Creatine Kinase	UV acc. to IFCC liquid serum, plasma	8550	427 7.13	349 - 505 5.84 - 8.42	26 0.43	U/L μKat/L
CK Creatine Kinase	UV IFCC liquid serum, plasma	8057	427 7.13	349 - 505 5.84 - 8.42	26 0.43	U/L μKat/L
CREJ2 Creatinine	Jaffé compensated Gen.2 STAT serum, plasma	8773	304 3.44 0.304 34.4	250 - 358 2.81 - 4.07 0.250 - 0.358 28.1 - 40.7	18 0.21 0.018 2.1	μmol/L mg/dL mmol/L mg/L
CREJ2 Creatinine	Jaffé rate-blanked and compensated Gen.2 serum, plasma	8690	320 3.62 0.320 36.2	263 - 377 2.96 - 4.28 0.263 - 0.377 29.6 - 42.8	19 0.22 0.019 2.2	μmol/L mg/dL mmol/L mg/L
CREP2 Creatinine	plus ver.2 serum, plasma	8452	309 3.49 0.309	252 - 366 2.86 - 4.12 0.252 - 0.366	19 0.21 0.019	μmol/L mg/dL mmol/L
DBILI Direct Bilirubin	Jendrassik-Grof serum, plasma	8006	2.14 36.6	1.63 - 2.65 27.9 - 45.3	0.17 2.9	mg/dL μmol/L
GGT-2 gamma Glutamyltransferase	liquid stand. IFCC serum, plasma	8220	247 4.12	202 - 292 3.37 - 4.87	15 0.25	U/L μKat/L
GGT-2 gamma Glutamyltransferase	liquid stand. Szasz serum, plasma	8480	214 3.57	175 - 253 2.94 - 4.20	13 0.21	U/L μKat/L

Precipath U plus

12149443 160

 **305640 Ver.1**


2021-05


Roche/Hitachi **cobas c 701/702, cobas 8000 ISE analyzers**

Value sheet

Short name / component	Methods	ACN	Value	Range	1s	Unit
GLUC3 Glucose	HK serum, plasma, urine, CSF	8717	12.6 227 2.27	10.8 - 14.4 194 - 260 1.94 - 2.60	0.6 11 0.11	mmol/L mg/dL g/L
GLUC3 Glucose	HK STAT serum, plasma, urine, CSF	8668	12.6 227 2.27	10.8 - 14.4 194 - 260 1.94 - 2.60	0.6 11 0.11	mmol/L mg/dL g/L
ISE Cl I.S.E. Chloride	I.S.E. indirect potentiometry serum, plasma	991	112 397	103 - 121 361 - 433	3 12	mmol/L mg/dL
ISE K I.S.E. Potassium	I.S.E. indirect potentiometry serum, plasma	990	6.18 24.2	5.61 - 6.75 22.1 - 26.3	0.19 0.7	mmol/L mg/dL
ISE Na I.S.E. Sodium	I.S.E. indirect potentiometry serum, plasma	989	149 343	137 - 161 313 - 373	4 10	mmol/L mg/dL
IRON2 Iron	FerroZine Gen.2 serum, plasma	8661	41.9 234 2.34	34.4 - 49.4 192 - 276 1.92 - 2.76	2.5 14 0.14	µmol/L µg/dL mg/L
LACT2 Lactate	enzymatic colorimetric test Gen.2 plasma, CSF	8040	3.40 30.6 306	2.80 - 4.00 25.2 - 36.0 252 - 360	0.20 1.8 18	mmol/L mg/dL mg/L
LACT2 Lactate	enzymatic colorimetric test Gen.2 STAT plasma, CSF	8047	3.40 30.6 306	2.80 - 4.00 25.2 - 36.0 252 - 360	0.20 1.8 18	mmol/L mg/dL mg/L
LDHI2 Lactate dehydrogenase	IFCC liquid ver.2 sample pre-dilution serum, plasma	8147	313 5.23	256 - 370 4.30 - 6.16	19 0.31	U/L µKat/L
LDHI2 Lactate dehydrogenase	IFCC liquid ver.2 serum, plasma	8080	313 5.23	256 - 370 4.30 - 6.16	19 0.31	U/L µKat/L
LIPC Lipase	enzymatic colorimetric test serum, plasma	8731	108 1.80	90 - 126 1.47 - 2.13	6 0.11	U/L µKat/L
LIPC Lipase	enzymatic colorimetric test serum, plasma	8789	108 1.80	90 - 126 1.47 - 2.13	6 0.11	U/L µKat/L

Precipath U plus

12149443 160

 305640 Ver.1


2021-05

Roche/Hitachi **cobas c 701/702**, **cobas 8000 ISE** analyzers

Value sheet

Short name / component	Methods	ACN	Value	Range	1s	Unit
LIPC Lipase	enzymatic colorimetric test STAT serum, plasma	8733	108 1.80	90 - 126 1.47 - 2.13	6 0.11	U/L μKat/L
LIPC Lipase	enzymatic colorimetric test STAT serum, plasma	8786	108 1.80	90 - 126 1.47 - 2.13	6 0.11	U/L μKat/L
MG2 Magnesium	xylydyl blue method serum, plasma	8701	1.36 3.30 2.72 33.0	1.21 - 1.51 2.91 - 3.69 2.39 - 3.05 29.1 - 36.9	0.05 0.13 0.11 1.3	mmol/L mg/dL mVal/L mg/L
MG2 Magnesium	xylydyl blue method STAT serum, plasma	8688	1.36 3.30 2.72 33.0	1.21 - 1.51 2.91 - 3.69 2.39 - 3.05 29.1 - 36.9	0.05 0.13 0.11 1.3	mmol/L mg/dL mVal/L mg/L
PHOS2 Phosphate (inorganic)	molybdate UV ver.2 serum, plasma	8714	2.14 6.63 66.3	1.81 - 2.47 5.64 - 7.62 56.4 - 76.2	0.11 0.33 3.3	mmol/L mg/dL mg/L
PHOS2 Phosphate (inorganic)	molybdate UV ver.2 STAT serum, plasma	8675	2.14 6.63 66.3	1.81 - 2.47 5.64 - 7.62 56.4 - 76.2	0.11 0.33 3.3	mmol/L mg/dL mg/L
TP2 Total Protein	Biuret Gen.2 serum, plasma	8678	47.3 4.73	41.6 - 53.0 4.16 - 5.30	1.9 0.19	g/L g/dL
TP2 Total Protein	Biuret Gen.2 STAT serum, plasma	8679	47.3 4.73	41.6 - 53.0 4.16 - 5.30	1.9 0.19	g/L g/dL
TRIGL Triglycerides	GPO-PAP serum, plasma	8781	2.55 226 2.26	2.16 - 2.94 193 - 259 1.93 - 2.59	0.13 11 0.11	mmol/L mg/dL g/L
TRIGB Triglycerides/Glycerol Blanked	glycerol blanked serum, plasma	8783	0.351 31.1 0.311	0.297 - 0.405 26.3 - 35.9 0.263 - 0.359	0.018 1.6 0.016	mmol/L mg/dL g/L

Precipath U plus

cobas[®]

12149443 160

LOT 305640 Ver.1


2021-05

Roche/Hitachi **cobas c 701/702**, **cobas 8000 ISE** analyzers

Value sheet

Short name / component	Methods	ACN	Value	Range	1s	Unit
UIBC Unsaturated Iron-Binding Capacity	FerroZine serum, plasma	8779	37.2	29.4 - 45.0	2.6	μmol/L
			208	163 - 253	15	μg/dL
			2.08	1.63 - 2.53	0.15	mg/L
UREAL Urea	Urease/GLDH serum, plasma	8418	19.5	16.5 - 22.5	1.0	mmol/L
			117	99 - 135	6	mg/dL
			1.17	0.99 - 1.35	0.06	g/L
UREAL Urea	Urease/GLDH STAT serum, plasma	8419	19.5	16.5 - 22.5	1.0	mmol/L
			117	99 - 135	6	mg/dL
			1.17	0.99 - 1.35	0.06	g/L
UA2 Uric Acid	enzymatic colorimetric test ver.2 serum, plasma	8700	9.19	7.81 - 10.57	0.46	mg/dL
			547	466 - 628	27	μmol/L
			91.9	78.1 - 105.7	4.6	mg/L